

WDYT?
(What do you think?)

How are countries different?

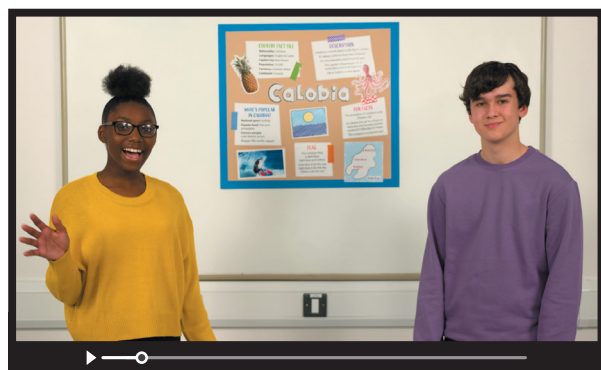
TASK: Design a new country and make a poster to introduce your country.

Learning outcomes

- 1 I can design and present a poster about a country.
- 2 I can use creativity and my imagination.
- 3 I can use appropriate language from the unit.

Graphic organiser → Project planner pxxx

1 Watch a video of students presenting their poster. Where is Calobia?



STEP 1: THINK

2 Look at the poster about a country in the Model project. What information does it include?

- language
- currency
- information about the flag
- a description
- important cities
- family life
- famous people
- food
- sports and hobbies
- school life
- population
- where the country is
- popular music
- unusual information

3 Now think about how the poster looks. Which things are in the poster?

- a title
- section headings
- drawings
- photos
- graphs and tables
- a map
- different fonts or styles of letters
- one big text
- several small texts

STEP 2: PLAN

4 Work in groups of three. Read the tips in the Super skills box and practise saying the Key phrases with your group.

CREATIVITY

Using your imagination

Tips

Be original.

Think about your real country (name, currency, national sport, etc.). Then think about how to change them for your new country.

Don't choose the first idea. Think about other options too.

Key phrases

What's a good name/flag/national sport?

I like that/your/Sara's idea.

What about (Calobia)?

That's a good idea!

That's great!

No, that's not very original.



5 In your groups, choose five sections for your poster. Use the ideas in the Model project, or your own. Use the tips and Key phrases in the Super skills box.

6 Discuss each section and write some notes.

FLAG red – white – green (red = sun, ...)

7 Choose a person to prepare each section.

Student 1 – the flag, Fun Facts ...

Student 2 – map, important cities ...

Student 3 – language, currency ...

Model project



COUNTRY FACT FILE

Nationality: Calobian
Languages: English and Calob
Capital city: Beachtown
Population: 25,000
Currency: Calobian dollar
Continent: Oceania

DESCRIPTION


Calobia is a small island in the Pacific Ocean. It's about 3,000 km from New Zealand. It's very beautiful and it's hot all year. The capital is Beachtown. It's a quiet place, but it isn't boring. Life in Calobia is very good.



Calobia

WHAT'S POPULAR IN CALOBIA?

National sport: Surfing
Popular food: Fish and pineapples
Famous people:
 Luke Wobda (actor)
 Maggie Filfo (surfer, rapper)



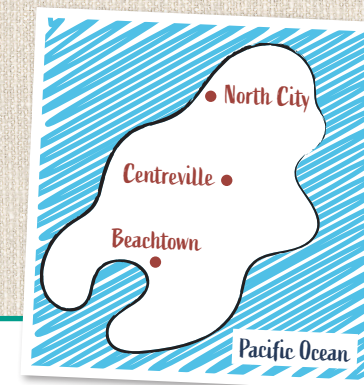
FLAG

The Calobian flag is dark blue, light blue and yellow. Dark blue is for the sea, light blue is for the sky. Yellow is for the sun.



FUN FACTS

The president of Calobia is only 19 years old. In Calobia you go to school on Saturday and Sunday and the weekend is Monday to Friday. The octopus is a popular pet!



STEP 3: CREATE

8 Prepare the texts and visuals for your poster.

9 Read the *How to ...* tips on p118. Then work together to organise your materials and create your poster.

STEP 4: PRESENT

10 Peer review Show and explain your poster to another group. As you listen, answer the questions.

1 How is the new country different from your real country?

2 Do you want to visit this country? Why/Why not?

FINAL REFLECTION

1 The task

Do you have a clear and attractive poster with information about your country?



2 Super skill

Do you use your imagination to find original ideas? Give examples.



3 Language

Do you use language from the unit? Give examples.

